



quant[®]

ARBITRAGE FUND

(An open ended scheme investing in arbitrage opportunities)

Takes the volatility out of equity investing!

PLANS AND OPTIONS:

Regular / Direct: Growth and IDCW
(Payout and Re-investment)

LUMP SUM

Rs. 5,000/-

SUBSEQUENT INVESTMENT

Rs. 1,000/-

SYSTEMATIC INVESTMENT PLAN (SIP)

Weekly: Rs. 1,000/- (Wednesday)

Fortnightly: Rs. 1,000/- (alternate Wednesday)

Monthly: Rs. 1,000/-

Quarterly: Rs. 3,000/-

and in multiples of Re. 1/- thereafter

LOAD STRUCTURE:

Entry: Nil |

Exit: 0.25% if redeemed/switched out on or before completion of 1 month from the date of allotment of units.

No Exit Load is payable if Units are redeemed / switched-out after 1 month from the date of allotment.

BENCHMARK INDEX:

Nifty 50 Arbitrage TRI

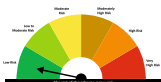
FUND MANAGERS:

Sameer Kate | Yug Tibrewal
Sanjeev Sharma

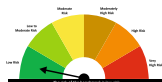
This Product is suitable for investors who are seeking*

- Income over short to medium term
- Investment in arbitrage opportunities in the cash & derivatives segment of the equity market

Scheme Riskometer



Benchmark Riskometer



Disclaimer: This brochure is for general reading purpose only and is not meant to serve as a professional guide. This document has been prepared on the basis of publicly available information, internally developed data and other sources believed to be reliable. The Sponsor, the Investment Manager, the Trustee or any of their respective directors, employees, affiliates or representatives ("entities & their affiliates") do not assume any responsibility for, or warrant the authenticity, accuracy, completeness, adequacy and reliability of such information. Whilst no action has been solicited based upon the information provided herein; due care has been taken to ensure that the facts are accurate and opinions given are fair and reasonable. This information is not intended to be an offer or solicitation for the purchase or sale of any financial product or instrument. Recipients of this information are advised to rely on their own analysis, interpretations & investigations. Readers are also advised to seek independent professional advice order to arrive at an informed investment decision. Entities & their affiliates shall not be liable for any direct, indirect, special, incidental, consequential, punitive or exemplary damages, including loss of profits, arising in any way from the information contained in this material. Entities & their affiliates including persons involved in the preparation or issuance of this material may from time to time have long or short positions in and buy or sell the securities there of, of company (ies)/ specific economic sectors mentioned herein. quant Money Managers Ltd. has no duty or obligation to update the information contained herein. Past performance may or may not be sustained in the future. This brochure, including the information contained herein, may not be copied, reproduced, republished, or posted in whole or in part, in any form without the prior written consent of quant Money Managers Ltd.

*Investors should consult their financial advisers if in doubt about whether the product is suitable for them

Investment Approach



To benefit from arbitrage opportunities arising through differences in a stock's futures and cash markets



Deploy several arbitrage strategies to aim for risk free returns where the buy and sell positions are 100% hedged



Identifies arbitrage opportunities through Real-time Analytics by observing price and volume data and uses 'Predictive Analytics' for dividend forecasting to potentially enhance the returns



Seeks to optimize any 'Special Situation' arbitrage opportunity

Reasons to Buy



Arbitrage strategies are more stable compared to any long equity funds, making them appealing to risk-averse investors seeking stable returns



Potential to generate stable and consistent returns making it attractive for investors who seek regular returns with low risk



Offers good liquidity with low exit load, so investors can buy or sell their investments quickly and offers flexibility in accessing their funds



Suitable in volatile market due to its hedge positions. Since the scheme returns are less correlated with market movements, they can serve as a buffer during market volatility

VLRT Framework| Adaptive Money Management

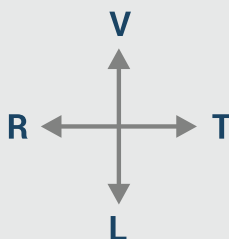
Being Relevant with 'predictive analytics'

VALUATION ANALYTICS

Knowing the difference between price and value.

RISK APPETITE ANALYTICS

Perceiving what drives market participants to certain actions and reactions.



TIMING

Being in sync with the waves of value and behaviour

LIQUIDITY ANALYTICS

Understanding the flow of money across asset classes.

The core engine that drives us and sets us apart is a robust and differentiated investment framework that enables us to see beyond the horizon and stay relevant. Our unique analytical framework for enabling 'predictive analytics' encompasses all available asset classes and sectors, formulating a multi-dimensional research perspective.

Why multi-dimensional?

The markets are a complex, dynamic system. There is no one formula or strategy or perspective that can consistently outperform. A diverse set of variables and participants are continuously interacting with each other in myriad ways.

In the face of this uncertainty and complexity, instead of limiting ourselves to any one school of thought we have found consistent success by studying markets along four dimensions: Valuation, Liquidity, Risk Appetite, and Time [VLRT].

Top 10 Holdings

Stocks	% of Net Assets
Adani Ports & Special Economic Zone Ltd	6.94
Patanjali Foods Limited	5.58
Bajaj Finance Limited	4.89
Vodafone Idea Ltd.	4.45
Aurobindo Pharma Limited	3.48
Shriram Finance Limited	3.47
Jio Financial Services Limited	2.74
JSW Steel Limited	2.71
Reliance Industries Limited	2.65
LIC Housing Finance Ltd	2.40
Total of Top 10 Holdings	39.32

Top 10 Sectors

Sectors	% Weightage
Finance	18.67
Pharmaceuticals & Biotechnology	8.94
Transport Infrastructure	8.51
Banks	5.82
Agricultural Food & other Products	5.58
Petroleum Products	4.86
Ferrous Metals	4.60
Telecom - Services	4.51
Realty	2.81
Non - Ferrous Metals	2.29

(Data as on October 31, 2025)

quant Mutual Fund | 6th floor, sea breeze building, appasaheb marathe marg, prabhadevi, mumbai - 400 025.
tel: +91 22 6295 5000 | whatsapp message: +91 99 20 21 22 23 | help.investor@quant.in | help.distributor@quant.in

Mutual funds are subject to market risk, please read all scheme related documents carefully.