

quant
**EQUITY
SAVINGS**

(An open ended scheme investing in equity,
arbitrage and debt)

FUND

*“Protect the downside;
the upside will take care of itself”*

– Richard Branson, Virgin Group Investor



quant Equity Savings Fund: NFO Opens: July 07, 2025

Synergistic portfolio across **Equity, Arbitrage and Debt**

quant[®]
**EQUITY
SAVINGS**
FUND



STRATEGIC EQUITY/DEBT

PERFORMANCE CONSISTENCY



LIQUIDITY MANAGEMENT

ENHANCED PORTFOLIO STABILITY



BALANCED RISK-RETURN

TAX-EFFICIENT RETURNS

- Risk and return are **closely related**
- A well-constructed asset allocation strategy helps balance this relationship, **aligning your investments with your financial goals**
- By spreading investments across long equity, arbitrage and debt, asset allocation aims to **reduce overall portfolio volatility and supports disciplined, long-term investing**

In addition to managing risk, asset allocation can potentially offer:

- Portfolio stability
- Performance consistency
- Tax-efficient returns
- Good liquidity

In short, **asset allocation is a powerful tool to help you stay on track regardless of market conditions**



Asset allocation is the process of diversifying your investments across different asset classes such as equity, fixed income and others; each with distinct risk and return profiles



- A hybrid fund that aims to **provide moderate returns with lower volatility** by investing in a mix of equity, arbitrage and debt instruments
- **Dynamically rebalances its allocation between equity, arbitrage and debt** based on prevailing market conditions to help **eliminate emotional and behavioural biases**
- When **equity markets display high volatility**, the fund **typically reduces directional equity exposure** and increases allocation to arbitrage and fixed income to suit **risk averse investors**
- Conversely, **when equity valuations are attractive**, **directional equity exposure will rise by pruning** arbitrage exposure and debt exposure
- Even duration risk will be avoided for debt exposure, by taking shorter-end of the yield curve **for better risk-adjusted returns across market cycles**

Asset Mix

- **Equity:** For growth opportunities
- **Arbitrage:** Risk free returns during volatile phases
- **Debt :** For stable income with ample liquidity
- **Hedging:** Overall portfolio can be further protected by using derivative instruments to hedge the portfolio during risk aversion and volatile phases

Asset allocation under normal circumstances – Stable Market

Equity Exposure
(65-90%)

Growth potential

**Hedged Equity &
Arbitrage Exposure**
(25-80%)

Hedging benefits + Risk free income

Debt Exposure
(10-35%)

Stable Income

Gross Equity Exposure \geq 65% for equity tax advantage*

Our Strategy – Net Equity Exposure Capped @ 40%

Predictive Analytics monitors
market trends to determine
optimal asset allocation

Asset allocation during volatile markets – Risk Averse

Equity Exposure
(65-90%)

Growth potential

**Hedged Equity &
Arbitrage Exposure**
(55-80%)

Hedging benefits + Risk free Income

Debt Exposure
(10-35%)

Stable Income

Gross Equity Exposure \geq 65% for equity tax advantage*

Our Strategy – Net Equity Exposure can drop upto 10%

*Subject to prevailing tax laws. The defensive allocation under volatile markets will be made keeping in view the interest of the unit holders. Such position will be closely monitored by the Money Managers and necessary rebalancing will be done at suitable opportunity but not later than 30 days.

Equity Exposure

Growth potential

**Hedged Equity & Arbitrage
Exposure**

Income accrual and volatility hedge

Debt Exposure

Stable Income

Rising Market (Net equity exposure capped @ 40%)



Flat Market (Net equity exposure range will be 15-20%)



Falling Market (Net equity exposure can drop up to 10%)



Gross Equity Exposure \geq 65% for equity tax advantage*

**Predictive Analytics monitors
market trends to determine
optimal asset allocation**

*Subject to prevailing tax laws. The defensive allocation under volatile markets will be made keeping in view the interest of the unit holders. Such position will be closely monitored by the Money Managers and necessary rebalancing will be done at suitable opportunity but not later than 30 days.



Fund Positioning

- An “all-weather” scheme with moderate risk and a tax efficient alternative for risk-averse investors, including first time equity investors/investors migrating from fixed deposits, seeking lower volatility

Fund Strategy

- Equity portion of the schemes will be managed like a flexi cap investment strategy with a large cap bias, dynamically rebalancing between equity, arbitrage and debt
- Focus on delivering superior risk-adjusted returns with lower drawdowns during market corrections through dynamic asset allocation and hedging
- In rising market environment, the scheme will have maximum 40% net equity exposure, arbitrage exposure between 25-80% and debt exposure between 10-35%
- During risk-averse or falling market situations, the scheme can increase equity arbitrage and or hedge exposure and net equity exposure can drop up to 10% with an aim to protect capital and reduce volatility of the portfolio
- Portfolio will be diversified across asset classes, market caps and sectors with regular rebalancing based on ‘Predictive Analytics’ and the VLRT Framework
- Dynamic rebalancing with the help of derivative instruments viz., arbitrage and hedging tools including writing call options, particularly in flat market



Equity

Global & domestic macros
Geopolitical situation
Business environment



Arbitrage

Attractive spreads
Opportunities during volatility
Risk-free returns



Debt

Global & domestic macros
Interest rates & inflation
Focus on short duration
Liquidity is the key



Diversified Portfolio with Balanced Risk-Return

Invests across multiple asset classes offering a diversified portfolio in a single scheme to reduce the overall volatility of the fund. Ideal for investors who want diversified exposure without having to manage individual asset classes on their own



Suitable for Long-Term Goals

A combination of stability and growth helps Investors with a long-term financial goal to save for buying a home, saving for children's education or building a retirement fund in the long term



Exposure to Equity with Reduced Drawdowns

While equity offers the potential for higher returns, they also come with higher drawdowns during market crashes. The scheme helps reduce drawdowns by balancing the portfolio with safer investments like debt and arbitrage



Liquidity

quant Equity Savings Fund offers good liquidity, and is ideal for investors who need flexibility in accessing their funds



Expert Market Timing

quant Equity Savings Fund takes advantage of market inefficiencies through our Timing Analytics (VLRT Framework) and does not require the investor to time the market. The money managers handle the execution of multiple asset strategies, which makes them appealing to those who are not actively involved in managing their investments



Potential for Arbitrage Gains

The arbitrage strategy used by the fund takes advantage of pricing inefficiencies in equity markets, generating returns with relatively low risk and adds another layer of stability and returns to the portfolio, as arbitrage opportunities typically arise during market volatility or inefficiencies

Name of Schemes	Name of Money Managers		
	Valuation Analytics	Liquidity Analytics	Risk Appetite Analytics
Equity Scheme			
quant Small Cap Fund	Ankit Pande, Varun Pattani & Ayusha Kumbhat	Sandeep Tandon & Sameer Kate	Sandeep Tandon & Yug Tibrewal
quant ELSS Tax Saver Fund	Ankit Pande, Varun Pattani & Ayusha Kumbhat	Sandeep Tandon & Sameer Kate	Sandeep Tandon & Yug Tibrewal
quant Multi Cap Fund	Lokesh Garg, Ankit Pande, Varun Pattani & Ayusha Kumbhat	Sandeep Tandon & Sameer Kate	Sandeep Tandon & Yug Tibrewal
quant Mid Cap Fund	Ankit Pande, Varun Pattani & Ayusha Kumbhat	Sandeep Tandon & Sameer Kate	Sandeep Tandon & Yug Tibrewal
quant Flexi Cap Fund	Lokesh Garg, Ankit Pande, Varun Pattani & Ayusha Kumbhat	Sandeep Tandon & Sameer Kate	Sandeep Tandon & Yug Tibrewal
quant Large & Mid Cap Fund	Ankit Pande, Varun Pattani & Ayusha Kumbhat	Sandeep Tandon & Sameer Kate	Sandeep Tandon & Yug Tibrewal
quant Infrastructure Fund	Lokesh Garg, Ankit Pande, Varun Pattani & Ayusha Kumbhat	Sandeep Tandon & Sameer Kate	Sandeep Tandon & Yug Tibrewal
quant Large Cap Fund	Lokesh Garg, Ankit Pande, Varun Pattani & Ayusha Kumbhat	Sandeep Tandon & Sameer Kate	Sandeep Tandon & Yug Tibrewal
quant Quantamental Fund	Ankit Pande, Varun Pattani & Ayusha Kumbhat	Sandeep Tandon & Sameer Kate	Sandeep Tandon & Yug Tibrewal
quant Aggressive Hybrid Fund	Lokesh Garg, Ankit Pande, Varun Pattani & Ayusha Kumbhat	Sandeep Tandon & Sameer Kate	Sandeep Tandon & Yug Tibrewal
quant Momentum Fund	Ankit Pande, Varun Pattani & Ayusha Kumbhat	Sandeep Tandon & Sameer Kate	Sandeep Tandon & Yug Tibrewal
quant Value Fund	Ankit Pande, Varun Pattani & Ayusha Kumbhat	Sandeep Tandon & Sameer Kate	Sandeep Tandon & Yug Tibrewal
quant Business Cycle Fund	Lokesh Garg, Ankit Pande, Varun Pattani & Ayusha Kumbhat	Sandeep Tandon & Sameer Kate	Sandeep Tandon & Yug Tibrewal
quant Dynamic Asset Allocation Fund	Ankit Pande, Varun Pattani & Ayusha Kumbhat	Sandeep Tandon & Sameer Kate	Sandeep Tandon & Yug Tibrewal
quant Focused Fund	Lokesh Garg, Ankit Pande, Varun Pattani & Ayusha Kumbhat	Sandeep Tandon & Sameer Kate	Sandeep Tandon & Yug Tibrewal
quant Manufacturing Fund	Lokesh Garg, Ankit Pande, Varun Pattani & Ayusha Kumbhat	Sandeep Tandon & Sameer Kate	Sandeep Tandon & Yug Tibrewal
quant PSU Fund	Ankit Pande, Varun Pattani & Ayusha Kumbhat	Sandeep Tandon & Sameer Kate	Sandeep Tandon & Yug Tibrewal
quant BFSI Fund	Ankit Pande, Varun Pattani & Ayusha Kumbhat	Sandeep Tandon & Sameer Kate	Sandeep Tandon & Yug Tibrewal
quant TeCK Fund	Ankit Pande, Varun Pattani & Ayusha Kumbhat	Sandeep Tandon & Sameer Kate	Sandeep Tandon & Yug Tibrewal
quant Healthcare Fund	Ankit Pande, Varun Pattani & Ayusha Kumbhat	Sandeep Tandon & Sameer Kate	Sandeep Tandon & Yug Tibrewal
quant Commodities Fund	Ankit Pande, Varun Pattani & Ayusha Kumbhat	Sandeep Tandon & Sameer Kate	Sandeep Tandon & Yug Tibrewal
quant Consumption Fund	Ankit Pande, Varun Pattani & Ayusha Kumbhat	Sandeep Tandon & Sameer Kate	Sandeep Tandon & Yug Tibrewal
quant ESG Integration Strategy Fund	Ankit Pande, Varun Pattani & Ayusha Kumbhat	Sandeep Tandon & Sameer Kate	Sandeep Tandon & Yug Tibrewal
quant Multi Asset Allocation Fund	Ankit Pande, Varun Pattani & Ayusha Kumbhat	Sandeep Tandon & Sameer Kate	Sandeep Tandon & Yug Tibrewal
quant Arbitrage Fund	Sameer Kate, Yug Tibrewal, Sanjeev Sharma	–	–
Debt Schemes			
quant Overnight Fund	Sanjeev Sharma* & Harshvardhan Bharatia	Sandeep Tandon	Sandeep Tandon
quant Liquid Fund	Sanjeev Sharma* & Harshvardhan Bharatia	Sandeep Tandon	Sandeep Tandon
quant Gilt Fund	Sanjeev Sharma* & Harshvardhan Bharatia	Sandeep Tandon	Sandeep Tandon

* Also money manager for managing debt portion of all equity & hybrid schemes

long term outperformance across categories by quant MF schemes (older than 5 years)

Fund	5 Years Returns		Since Inception	
	Fund	BM	Fund	BM
quant Small Cap Fund (Inception Date: Oct. 29, 1996)	46.74%	35.38%	18.51%	17.23%
quant ELSS Tax Saver Fund (Inception Date: Apr. 13, 2000)	34.55%	24.03%	20.86%	14.83%
quant Mid Cap Fund (Inception Date: Mar. 20, 2001)	34.46%	32.31%	18.25%	19.34%
quant Multi Asset Allocation Fund (Inception Date: Apr. 17, 2001)	33.54%	12.92%	15.84%	N.A.
quant Aggressive Hybrid Fund (Inception Date: Apr. 17, 2001)	27.83%	16.12%	17.20%	N.A.
quant Multi Cap Fund (Inception Date: Apr. 17, 2001)	30.51%	27.74%	19.74%	16.30%
quant Liquid Fund (Inception Date: Oct. 03, 2005)	5.93%	5.60%	7.23%	6.77%
quant Large & Mid Cap Fund (Inception Date: Jan. 08, 2007)	27.30%	26.90%	19.18%	16.79%
quant Infrastructure Fund (Inception Date: Sep. 20, 2007)	41.89%	26.90%	18.10%	12.33%
quant Focused Fund (Inception Date: Aug. 28, 2008)	26.60%	24.03%	17.81%	14.83%
quant Flexi Cap Fund (Inception Date: Oct. 17, 2008)	33.57%	24.03%	19.53%	14.83%

Note: Data as on 30 June 2025. All returns are for direct plan. The calculation of returns since inception uses 07-01-2013 as the starting date for quant Small Cap Fund, quant ELSS Tax Saver Fund, quant Mid Cap Fund, quant Multi Asset Allocation Fund, quant Aggressive Hybrid Fund, quant Multi Cap Fund, quant Liquid Fund, quant Large & Mid Cap Fund, quant Infrastructure Fund, quant Focused Fund, quant Flexi Cap Fund
Source: For ranking data – Bloomberg, weekly 5yr returns

long term outperformance across categories by quant MF schemes (returns since inception)

Fund	Since Inception	
	Fund	BM
quant Small Cap Fund (Inception Date: Oct. 29, 1996)	18.51%	17.23%
quant ELSS Tax Saver Fund (Inception Date: Apr. 13, 2000)	20.86%	14.83%
quant Mid Cap Fund (Inception Date: Mar. 20, 2001)	18.25%	19.34%
quant Multi Asset Allocation Fund (Inception Date: Apr. 17, 2001)	15.84%	N.A.
quant Aggressive Hybrid Fund (Inception Date: Apr. 17, 2001)	17.20%	N.A.
quant Multi Cap Fund (Inception Date: Apr. 17, 2001)	19.74%	16.30%
quant Liquid Fund (Inception Date: Oct. 03, 2005)	7.23%	6.77%
quant Large & Mid Cap Fund (Inception Date: Jan. 08, 2007)	19.18%	16.79%
quant Infrastructure Fund (Inception Date: Sep. 20, 2007)	18.10%	12.33%
quant Focused Fund (Inception Date: Aug. 28, 2008)	17.81%	14.83%
quant Flexi Cap Fund (Inception Date: Oct. 17, 2008)	19.53%	14.83%
quant ESG Integration Strategy Fund (Inception Date: Nov. 05, 2020)	32.06%	18.54%
quant Quantamental Fund (Inception Date: May. 03, 2021)	24.25%	17.26%
quant Value Fund (Inception Date: Nov. 30, 2021)	23.11%	15.43%

Fund	Since Inception	
	Fund	BM
quant Large Cap Fund (Inception Date: Aug. 11, 2022)	17.69%	15.15%
quant Overnight Fund (Inception Date: Dec. 04, 2022)	6.83%	6.63%
quant Gilt Fund (Inception Date: Dec. 21, 2022)	7.92%	9.00%
quant Dynamic Asset Allocation Fund (Inception Date: Apr. 12, 2023)	28.67%	13.80%
quant Business Cycle Fund (Inception Date: May. 30, 2023)	28.96%	22.48%
quant BFSI Fund (Inception Date: Jun. 20, 2023)	33.88%	18.87%
quant Healthcare Fund (Inception Date: Jul. 17, 2023)	28.33%	27.42%
quant Manufacturing Fund (Inception Date: Aug. 14, 2023)	26.16%	25.54%
quant Teck Fund (Inception Date: Sep. 05, 2023)	17.33%	12.74%
quant Momentum Fund (Inception Date: Nov. 20, 2023)	28.45%	21.26%
quant Commodities Fund (Inception Date: Dec. 27, 2023)	24.11%	11.88%
quant Consumption Fund (Inception Date: Jan. 24, '24)	3.36%	17.09%
quant PSU Fund (Inception Date: Feb. 20, '24)	5.52%	6.59%
quant Arbitrage Fund (Inception Date: Apr. 04, 2025)	7.10%	6.34%

Note: Data as on 30 June 2025. All returns are for direct plan. The calculation of returns since inception uses 07-01-2013 as the starting date for quant Small Cap Fund, quant ELSS Tax Saver Fund, quant Mid Cap Fund, quant Multi Asset Allocation Fund, quant Aggressive Hybrid Fund, quant Multi Cap Fund, quant Liquid Fund, quant Large & Mid Cap Fund, quant Infrastructure Fund, quant Focused Fund, quant Flexi Cap Fund

performance of quant MF schemes | risk adjusted ratios

quant MF Schemes	MuM (in Crore)	Scheme Returns (Mar 24, 2020-Jun 30, 25)	quant MF Schemes Outperformance Relative to Respective Benchmark Indices (Mar 24, 2020-Jun 30, 25)	quant MF Schemes Outperformance Relative to Nifty (Mar 24, 2020-Jun 30, 25)	Sharpe Ratio	Sortino Ratio	Jensen's Alpha	R-squared	Downside Deviation	Upside Deviation	Down Capture Ratio	Up Capture Ratio
quant Multi Cap Fund*	10130	451%	95%	224%	1.44	2.67	2.24%	0.77	9.46%	16.24%	1.06	1.11
quant Small Cap Fund*	29629	890%	367%	663%	1.93	4.13	10.20%	0.73	10.05%	21.58%	0.79	1.13
quant Tax Plan*	11923	544%	252%	316%	1.65	3.22	9.85%	0.70	9.11%	17.01%	0.92	1.29
quant Infrastructure Fund*	3429	678%	308%	450%	1.88	3.73	12.06%	0.63	9.83%	19.22%	0.74	1.29
quant Mid Cap Fund*	9140	508%	65%	281%	1.67	3.18	2.04%	0.69	9.21%	16.70%	0.79	0.96
quant Flexi Cap Fund*	7326	525%	234%	298%	1.58	3.13	9.51%	0.69	9.06%	17.13%	0.96	1.28
quant Aggressive Hybrid Fund*	2170	343%	183%	116%	1.65	3.33	13.91%	0.59	6.78%	13.32%	1.18	1.64
quant Multi Asset Allocation Fund*	3570	440%	251%	213%	1.81	4.38	23.37%	0.45	6.47%	16.12%	-	-
quant Large & Mid Cap Fund*	3840	364%	25%	137%	1.34	2.53	0.49%	0.73	8.71%	15.09%	0.97	1.00
quant Focused Fund* (large cap)	1074	349%	58%	122%	1.35	2.55	2.94%	0.75	8.39%	14.52%	0.97	1.07
quant ESG Integration Strategy Fund**	305	264%	144%	154%	1.49	2.77	13.78%	0.63	9.62%	16.32%	1.02	1.54
quant Quantamental Fund***	1988	147%	53%	73%	1.14	2.04	6.24%	0.65	9.13%	14.01%	0.85	1.16
quant Value Fund****	1830	111%	43%	60%	0.88	1.53	6.72%	0.77	11.19%	16.08%	1.08	1.37
quant Large Cap Fund#	2753	60%	10%	16%	0.74	1.22	2.55%	0.83	9.12%	11.90%	1.06	1.15
quant Dynamic Asset Allocation Fund***	1260	75%	42%	32%	1.41	2.72	16.08%	0.61	8.09%	13.94%	1.98	2.31
quant Business Cycle Fund***	1339	70%	17%	33%	1.17	1.89	6.62%	0.76	11.81%	15.16%	1.08	1.25
quant BFSI Fund***	642	81%	39%	45%	1.48	2.53	14.32%	0.13	10.79%	15.46%	0.12	1.18
quant Healthcare Fund***	425	63%	2%	33%	1.10	1.96	6.51%	0.65	11.06%	16.20%	0.42	0.74
quant Manufacturing Fund***	869	55%	1%	23%	1.03	1.66	0.47%	0.75	11.74%	14.59%	1.10	1.04
quant TeCK Fund***	408	33%	9%	6%	0.50	0.80	4.87%	0.64	13.31%	15.83%	0.77	0.85
quant Momentum Fund***	1741	50%	13%	20%	1.09	2.05	7.11%	0.73	10.65%	16.83%	1.11	1.37
quant Commodities Fund***	387	39%	20%	21%	0.85	1.45	11.50%	0.53	12.10%	16.04%	1.01	1.50
quant Consumption Fund***	266	5%	-21%	-14%	-0.18	-0.26	-9.77%	0.69	12.04%	11.02%	1.09	0.61
quant PSU Fund***	700	8%	-1%	-7%	-0.04	-0.06	-1.09%	0.93	15.77%	15.63%	1.04	0.92

*NAV for both Growth & IDCW options recorded as 30 Jun 25 | MuM as on 30 Jun 25 | Risk Measures have been calculated using monthly returns for the last five years. **1st NAV 05 Nov 2020-quant ESG Integration Strategy Fund;***1st NAV 03 May 2021-quant Quantamental Fund;****1st NAV 30 Nov 2021-quant Value Fund;#1st NAV 11 Aug 2022-quant Large Cap Fund;***1st NAV 12 Apr 2023-quant Dynamic Asset Allocation Fund;***1st NAV 30 May 2023-quant Business Cycle Fund;***1st NAV 20 Jun 2023-quant BFSI Fund;***1st NAV 17 Jul 2023-quant Healthcare Fund;***1st NAV 14 Aug 2023-quant Manufacturing Fund;***1st NAV 11 Sep 2023-quant Teck Fund;***1st NAV 20 Nov 2023-quant Momentum Fund;***1st NAV 27 Dec 2023-quant Commodities Fund;***1st NAV 24 Jan 2024-quant Consumption Fund;***1st NAV 20 Feb 2024-quant PSU Fund; | Source: AMFI ACE Equities quant Global Research (qGR); return ratios and ranking updated till 30 Jun 25 and risk-adjusted parameters till 30 Jun 25. SI = Since Inception. All Returns are for Direct-Plan

quant MF schemes – performance across categories, across time horizons

Fund	Money Managers	3 Months		6 Months		1 Year		3 Years		5 Years		Since Inception	
		Fund	BM	Fund	BM	Fund	BM	Fund	BM	Fund	BM	Fund	BM
quant Small Cap Fund (Inception Date: Oct. 29, 1996)	Sandeep Tandon, Ankit Pande, Varun Pattani, Ayusha Kumbhat, Sanjeev Sharma, Sameer Kate, Yug Tibrewal	14.24%	17.93%	1.47%	1.09%	-0.99%	4.62%	33.10%	30.98%	46.74%	35.38%	18.51%	17.23%
quant Tax Plan (Inception Date: Apr. 13, 2000)	Sandeep Tandon, Ankit Pande, Varun Pattani, Ayusha Kumbhat, Sanjeev Sharma, Sameer Kate, Yug Tibrewal	12.26%	11.05%	6.08%	6.21%	-5.61%	5.68%	23.65%	21.99%	34.55%	24.03%	20.86%	14.83%
quant Mid Cap Fund (Inception Date: Mar. 20, 2001)	Sandeep Tandon, Ankit Pande, Varun Pattani, Ayusha Kumbhat, Sanjeev Sharma, Sameer Kate, Yug Tibrewal	8.83%	15.16%	1.79%	4.42%	-8.50%	6.11%	27.35%	30.67%	34.46%	32.31%	18.25%	19.34%
quant Multi Asset Allocation Fund (Inception Date: Apr. 17, 2001)	Sandeep Tandon, Ankit Pande, Sameer Kate, Varun Pattani, Ayusha Kumbhat, Sanjeev Sharma, Yug Tibrewal	9.48%	6.48%	5.77%	7.11%	8.58%	6.64%	26.28%	12.80%	33.54%	12.92%	15.84%	N.A.
quant Aggressive Hybrid Fund (Inception Date: Apr. 17, 2001)	Sandeep Tandon, Ankit Pande, Lokesh Garg, Varun Pattani, Ayusha Kumbhat, Sanjeev Sharma, Sameer Kate, Yug Tibrewal	11.32%	6.62%	8.79%	7.38%	1.17%	8.25%	19.26%	15.18%	27.83%	16.12%	17.20%	N.A.
quant Multi Cap Fund (Inception Date: Apr. 17, 2001)	Sandeep Tandon, Ankit Pande, Lokesh Garg, Varun Pattani, Ayusha Kumbhat, Sanjeev Sharma, Sameer Kate, Yug Tibrewal	10.27%	12.82%	1.50%	5.25%	-7.98%	5.76%	21.35%	25.12%	30.51%	27.74%	19.74%	16.30%
quant Liquid Fund (Inception Date: Oct. 03, 2005)	Sanjeev Sharma, Harshvardhan Bharatia	1.70%	1.64%	3.56%	3.46%	7.24%	7.11%	6.94%	6.97%	5.93%	5.60%	7.23%	6.77%
quant Large & Mid Cap Fund (Inception Date: Jan. 08, 2007)	Sandeep Tandon, Ankit Pande, Varun Pattani, Ayusha Kumbhat, Sanjeev Sharma, Sameer Kate, Yug Tibrewal	9.49%	12.13%	2.81%	6.00%	-5.11%	6.03%	25.93%	24.98%	27.30%	26.90%	19.18%	16.79%
quant Infrastructure Fund (Inception Date: Sep. 20, 2007)	Sandeep Tandon, Ankit Pande, Lokesh Garg, Ayusha Kumbhat, Varun Pattani, Sanjeev Sharma, Sameer Kate, Yug Tibrewal	10.09%	11.44%	-0.57%	12.09%	-9.48%	3.88%	27.90%	27.89%	41.89%	26.90%	18.10%	12.33%
quant Focused Fund (Inception Date: Aug. 28, 2008)	Sandeep Tandon, Ankit Pande, Lokesh Garg, Varun Pattani, Ayusha Kumbhat, Sanjeev Sharma, Sameer Kate, Yug Tibrewal	10.82%	11.05%	4.93%	6.21%	-1.46%	5.68%	22.99%	21.99%	26.60%	24.03%	17.81%	14.83%
quant Flexi Cap Fund (Inception Date: Oct. 17, 2008)	Sandeep Tandon, Ankit Pande, Lokesh Garg, Varun Pattani, Ayusha Kumbhat, Sanjeev Sharma, Sameer Kate, Yug Tibrewal	9.27%	11.05%	4.24%	6.21%	-4.93%	5.68%	25.65%	21.99%	33.57%	24.03%	19.53%	14.83%
quant ESG Integration Strategy Fund (Inception Date: Nov. 05, 2020)	Sandeep Tandon, Ankit Pande, Ayusha Kumbhat, Ayusha Kumbhat, Sanjeev Sharma, Sameer Kate, Yug Tibrewal,	13.35%	9.78%	4.33%	7.25%	1.00%	6.64%	25.12%	18.89%	N.A.	N.A.	32.06%	18.54%
quant Quantamental Fund (Inception Date: May. 03, 2021)	Sandeep Tandon, Ankit Pande, Sameer Kate, Ayusha Kumbhat, Varun Pattani, Sanjeev Sharma, Yug Tibrewal	10.99%	10.20%	5.27%	6.93%	-4.90%	6.01%	30.28%	21.00%	N.A.	N.A.	24.25%	17.26%
quant Value Fund (Inception Date: Nov. 30, 2021)	Sandeep Tandon, Ankit Pande, Varun Pattani, Ayusha Kumbhat, Sanjeev Sharma, Sameer Kate, Yug Tibrewal	12.37%	11.05%	0.90%	6.21%	-3.40%	5.68%	31.73%	21.99%	N.A.	N.A.	23.11%	15.43%
quant Large Cap Fund (Inception Date: Aug. 11, 2022)	Sandeep Tandon, Ankit Pande, Lokesh Garg, Varun Pattani, Ayusha Kumbhat, Sanjeev Sharma, Sameer Kate, Yug Tibrewal	11.78%	9.13%	5.19%	7.40%	1.15%	5.68%	N.A.	N.A.	N.A.	N.A.	17.69%	15.15%
quant Overnight Fund (Inception Date: Dec. 04, 2022)	Sanjeev Sharma, Harshvardhan Bharatia	1.44%	1.43%	2.96%	3.03%	6.40%	6.44%	N.A.	N.A.	N.A.	N.A.	6.83%	6.63%
quant Gilt Fund (Inception Date: Dec. 21, 2022)	Sanjeev Sharma, Harshvardhan Bharatia	1.59%	2.10%	4.10%	5.24%	8.45%	10.06%	N.A.	N.A.	N.A.	N.A.	7.92%	9.00%
quant Dynamic Asset Allocation Fund (Inception Date: Apr. 12, 2023)	Sandeep Tandon, Ankit Pande, Sameer Kate, Varun Pattani, Ayusha Kumbhat, Sanjeev Sharma, Yug Tibrewal	10.12%	5.60%	6.63%	6.80%	3.29%	8.50%	N.A.	N.A.	N.A.	N.A.	28.67%	13.80%
quant Business Cycle Fund (Inception Date: May. 30, 2023)	Sandeep Tandon, Ankit Pande, Lokesh Garg, Varun Pattani, Ayusha Kumbhat, Sanjeev Sharma, Sameer Kate, Yug Tibrewal	11.34%	11.05%	-0.22%	6.21%	-2.75%	5.68%	N.A.	N.A.	N.A.	N.A.	28.96%	22.48%
quant BFSI Fund (Inception Date: Jun. 20, 2023)	Sandeep Tandon, Ankit Pande, Varun Pattani, Ayusha Kumbhat, Sanjeev Sharma, Sameer Kate, Yug Tibrewal	19.65%	8.97%	12.43%	16.03%	4.67%	17.09%	N.A.	N.A.	N.A.	N.A.	33.88%	18.87%
quant Healthcare Fund (Inception Date: Jul. 17, 2023)	Sandeep Tandon, Ankit Pande, Varun Pattani, Ayusha Kumbhat, Sanjeev Sharma, Sameer Kate, Yug Tibrewal	12.31%	5.83%	2.26%	-2.59%	9.28%	15.77%	N.A.	N.A.	N.A.	N.A.	28.33%	27.42%
quant Manufacturing Fund (Inception Date: Aug. 14, 2023)	Sandeep Tandon, Ankit Pande, Lokesh Garg, Varun Pattani, Ayusha Kumbhat, Sanjeev Sharma, Sameer Kate, Yug Tibrewal	10.75%	11.21%	-0.95%	6.26%	-6.49%	0.16%	N.A.	N.A.	N.A.	N.A.	26.16%	25.54%
quant Teck Fund (Inception Date: Sep. 05, 2023)	Sandeep Tandon, Ankit Pande, Varun Pattani, Ayusha Kumbhat, Sanjeev Sharma, Sameer Kate, Yug Tibrewal	14.25%	6.40%	-2.98%	-10.23%	0.80%	9.96%	N.A.	N.A.	N.A.	N.A.	17.33%	12.74%
quant Momentum Fund (Inception Date: Nov. 20, 2023)	Sandeep Tandon, Ankit Pande, Sameer Kate, Varun Pattani, Ayusha Kumbhat, Sanjeev Sharma, Yug Tibrewal	9.23%	11.05%	5.05%	6.21%	-3.53%	5.68%	N.A.	N.A.	N.A.	N.A.	28.45%	21.26%
quant Commodities Fund (Inception Date: Dec. 27, 2023)	Sandeep Tandon, Ankit Pande, Sameer Kate, Varun Pattani, Ayusha Kumbhat, Sanjeev Sharma, Yug Tibrewal	10.75%	5.64%	-0.31%	11.03%	4.50%	-2.58%	N.A.	N.A.	N.A.	N.A.	24.11%	11.88%
quant Consumption Fund (Inception Date: Jan. 24, '24)	Sandeep Tandon, Ankit Pande, Varun Pattani, Ayusha Kumbhat, Sanjeev Sharma, Sameer Kate, Yug Tibrewal	7.05%	10.85%	-1.31%	4.76%	-5.24%	7.38%	N.A.	N.A.	N.A.	N.A.	3.36%	17.09%
quant PSU Fund (Inception Date: Feb. 20, '24)	Sandeep Tandon, Ankit Pande, Varun Pattani, Ayusha Kumbhat, Sanjeev Sharma, Sameer Kate, Yug Tibrewal	8.88%	8.07%	4.92%	8.33%	-6.93%	-3.65%	N.A.	N.A.	N.A.	N.A.	5.52%	6.59%
quant Arbitrage Fund (Inception Date: Apr. 04, 2025)	Sameer Kate, Yug Tibrewal, Sanjeev Sharma	N.A.	N.A.	N.A.	N.A.	N.A.	N.A.	N.A.	N.A.	N.A.	N.A.	7.10%	6.34%

Note: Data as on 30 June 2025. All returns are for direct plan. The calculation of returns since inception uses 07-01-2013 as the starting date for quant Small Cap Fund, quant ELSS Tax Saver Fund, quant Mid Cap Fund, quant Multi Asset Fund, quant Absolute Fund, quant Active Fund, quant Liquid Fund, quant Large & Mid Cap Fund, quant Infrastructure Fund, quant Focused Fund, quant Flexi Cap Fund

quant MF debt schemes – performance across categories, across time horizons

Fund	quant Liquid Fund (Inception Date: Oct. 03, 2005)		quant Overnight Fund (Inception Date: Dec. 04, 2022)		quant Gilt Fund (Inception Date: Dec. 21, 2022)	
Fund Manager	Sanjeev Sharma, Harshvardhan Bharatia		Sanjeev Sharma, Harshvardhan Bharatia		Sanjeev Sharma, Harshvardhan Bharatia	
	Fund	BM	Fund	BM	Fund	BM
7 Days	5.85%	4.78%	5.18%	4.58%	-	-
15 Days	5.78%	4.90%	5.05%	4.52%	-	-
1 Month	6.40%	5.98%	5.29%	5.26%	-	-
3 Months	6.59%	6.49%	5.53%	5.66%	-	-
6 Months	7.02%	6.85%	5.88%	6.03%	8.10%	10.18%
1 Year	7.24%	7.11%	6.40%	6.44%	8.45%	10.06%
3 Years	6.94%	6.97%	N.A.	N.A.	N.A.	N.A.
5 Years	5.93%	5.60%	N.A.	N.A.	N.A.	N.A.
Since Inception	7.23%	6.77%	6.83%	6.63%	7.92%	9.00%

Note: Data as on 30 June 2025. The above performance data uses absolute returns for period less than 1 year and annualized returns for period more than 1 year for Direct (G) plans. However, different plans have different expense structure. Past performance may not be indicative of future performance.

quant MF equity & hybrid schemes performance | 1,3 & 5 years performance in INR terms

quant Small Cap Fund						
Period	Scheme Return (%)	Benchmark Return (%)	NIFTY Return (%)	Value of ₹ 10,000 invested		
	Scheme	Benchmark	NIFTY	Scheme	Benchmark	NIFTY
1 Year	-1.93%	4.62%	7.54%	9,807	10,462	10,754
3 Years	31.64%	30.98%	18.74%	22,814	22,471	16,741
5 Years	44.88%	35.38%	21.34%	63,833	45,475	26,304
Since Inception	12.06%	N.A.	N.A.	2,61,354	N.A.	N.A.

quant ELSS Tax Saver Fund						
Period	Scheme Return (%)	Benchmark Return (%)	NIFTY Return (%)	Value of ₹ 10,000 invested		
	Scheme	Benchmark	NIFTY	Scheme	Benchmark	NIFTY
1 Year	-6.65%	5.68%	7.54%	9,335	10,568	10,754
3 Years	22.18%	21.99%	18.74%	18,239	18,155	16,741
5 Years	32.52%	24.03%	21.34%	40,870	29,352	26,304
Since Inception	15.43%	13.91%	13.35%	3,72,209	2,66,503	2,35,823

quant Mid Cap Fund						
Period	Scheme Return (%)	Benchmark Return (%)	NIFTY Return (%)	Value of ₹ 10,000 invested		
	Scheme	Benchmark	NIFTY	Scheme	Benchmark	NIFTY
1 Year	-9.54%	6.11%	7.54%	9,046	10,611	10,754
3 Years	25.50%	30.67%	18.74%	19,764	22,310	16,741
5 Years	32.23%	32.31%	21.34%	40,425	40,547	26,304
Since Inception	13.60%	N.A.	15.11%	2,21,035	N.A.	3,04,551

quant Multi Asset Fund						
Period	Scheme Return (%)	Benchmark Return (%)	NIFTY Return (%)	Value of ₹ 10,000 invested		
	Scheme	Benchmark	NIFTY	Scheme	Benchmark	NIFTY
1 Year	7.21%	6.64%	7.54%	10,721	10,664	10,754
3 Years	24.45%	12.80%	18.74%	19,275	14,352	16,741
5 Years	31.62%	12.92%	21.34%	39,501	18,359	26,304
Since Inception	11.61%	N.A.	15.60%	1,42,722	N.A.	3,33,767


quant Aggressive Hybrid Fund						
Period	Scheme Return (%)	Benchmark Return (%)	NIFTY Return (%)	Value of ₹ 10,000 invested		
	Scheme	Benchmark	NIFTY	Scheme	Benchmark	NIFTY
1 Year	-0.16%	8.25%	7.54%	9,984	10,825	10,754
3 Years	17.59%	15.18%	18.74%	16,260	15,279	16,741
5 Years	26.48%	16.12%	21.34%	32,368	21,112	26,304
Since Inception	16.79%	N.A.	15.27%	4,30,525	N.A.	3,13,316
quant Multi Cap Fund						
Period	Scheme Return (%)	Benchmark Return (%)	NIFTY Return (%)	Value of ₹ 10,000 invested		
	Scheme	Benchmark	NIFTY	Scheme	Benchmark	NIFTY
1 Year	-9.03%	5.76%	7.54%	9,097	10,576	10,754
3 Years	19.94%	25.12%	18.74%	17,255	19,588	16,741
5 Years	28.65%	27.74%	21.34%	35,241	34,012	26,304
Since Inception	18.77%	N.A.	15.60%	6,42,361	N.A.	3,33,767
quant Large & Mid Cap Fund						
Period	Scheme Return (%)	Benchmark Return (%)	NIFTY Return (%)	Value of ₹ 10,000 invested		
	Scheme	Benchmark	NIFTY	Scheme	Benchmark	NIFTY
1 Year	-6.31%	6.03%	7.54%	9,369	10,603	10,754
3 Years	24.10%	24.98%	18.74%	19,114	19,524	16,741
5 Years	25.51%	26.90%	21.34%	31,145	32,909	26,304
Since Inception	14.33%	14.06%	11.99%	1,18,645	1,13,729	80,986
quant Infrastructure Fund						
Period	Scheme Return (%)	Benchmark Return (%)	NIFTY Return (%)	Value of ₹ 10,000 invested		
	Scheme	Benchmark	NIFTY	Scheme	Benchmark	NIFTY
1 Year	-10.58%	3.88%	7.54%	8,942	10,388	10,754
3 Years	26.12%	27.89%	18.74%	20,059	20,916	16,741
5 Years	40.25%	26.90%	21.34%	54,264	32,909	26,304
Since Inception	7.85%	5.72%	11.23%	38,336	26,860	66,329
quant Focused Fund						
Period	Scheme Return (%)	Benchmark Return (%)	NIFTY Return (%)	Value of ₹ 10,000 invested		
	Scheme	Benchmark	NIFTY	Scheme	Benchmark	NIFTY
1 Year	-2.94%	5.68%	7.54%	9,706	10,568	10,754
3 Years	21.01%	21.99%	18.74%	17,718	18,155	16,741
5 Years	24.35%	24.03%	21.34%	29,732	29,352	26,304
Since Inception	13.78%	13.51%	12.63%	87,937	84,421	74,086
quant Flexi Cap Fund						
Period	Scheme Return (%)	Benchmark Return (%)	NIFTY Return (%)	Value of ₹ 10,000 invested		
	Scheme	Benchmark	NIFTY	Scheme	Benchmark	NIFTY
1 Year	-6.05%	5.68%	7.54%	9,395	10,568	10,754
3 Years	24.00%	21.99%	18.74%	19,064	18,155	16,741
5 Years	32.32%	24.03%	21.34%	40,563	29,352	26,304
Since Inception	14.74%	16.00%	14.88%	99,323	1,19,206	1,01,377
quant ESG Integration Strategy Fund						
Period	Scheme Return (%)	Benchmark Return (%)	NIFTY Return (%)	Value of ₹ 10,000 invested		
	Scheme	Benchmark	NIFTY	Scheme	Benchmark	NIFTY
1 Year	-0.58%	6.64%	7.54%	9,942	10,664	10,754
3 Years	23.05%	18.89%	18.74%	18,630	16,803	16,741
5 Years	N.A.	N.A.	N.A.	N.A.	N.A.	N.A.
Since Inception	30.02%	18.54%	18.75%	33,889	22,047	22,234
quant Quantamental Fund						
Period	Scheme Return (%)	Benchmark Return (%)	NIFTY Return (%)	Value of ₹ 10,000 invested		
	Scheme	Benchmark	NIFTY	Scheme	Benchmark	NIFTY
1 Year	-6.22%	6.01%	7.54%	9,378	10,601	10,754
3 Years	28.38%	21.00%	18.74%	21,158	17,716	16,741
5 Years	N.A.	N.A.	N.A.	N.A.	N.A.	N.A.
Since Inception	22.38%	17.26%	15.73%	23,163	19,388	18,360
quant Value Fund						
Period	Scheme Return (%)	Benchmark Return (%)	NIFTY Return (%)	Value of ₹ 10,000 invested		
	Scheme	Benchmark	NIFTY	Scheme	Benchmark	NIFTY
1 Year	-4.92%	5.68%	7.54%	9,508	10,568	10,754
3 Years	29.64%	21.99%	18.74%	21,789	18,155	16,741
5 Years	N.A.	N.A.	N.A.	N.A.	N.A.	N.A.
Since Inception	21.08%	15.43%	13.39%	19,838	16,715	15,683
quant Large Cap Fund						
Period	Scheme Return (%)	Benchmark Return (%)	NIFTY Return (%)	Value of ₹ 10,000 invested		
	Scheme	Benchmark	NIFTY	Scheme	Benchmark	NIFTY
1 Year	-0.34%	5.68%	7.54%	9,966	10,568	10,754
3 Years	N.A.	N.A.	N.A.	N.A.	N.A.	N.A.
5 Years	N.A.	N.A.	N.A.	N.A.	N.A.	N.A.
Since Inception	15.82%	15.15%	14.86%	15,276	15,025	14,916
quant Dynamic Asset Allocation Fund						
Period	Scheme Return (%)	Benchmark Return (%)	NIFTY Return (%)	Value of ₹ 10,000 invested		
	Scheme	Benchmark	NIFTY	Scheme	Benchmark	NIFTY
1 Year	1.78%	8.50%	7.54%	10,178	10,850	10,754
3 Years	N.A.	N.A.	N.A.	N.A.	N.A.	N.A.
5 Years	N.A.	N.A.	N.A.	N.A.	N.A.	N.A.
Since Inception	26.70%	13.80%	19.12%	16,902	13,320	14,742
quant Business Cycle Fund						
Period	Scheme Return (%)	Benchmark Return (%)	NIFTY Return (%)	Value of ₹ 10,000 invested		
	Scheme	Benchmark	NIFTY	Scheme	Benchmark	NIFTY
1 Year	-4.26%	5.68%	7.54%	9,574	10,568	10,754
3 Years	N.A.	N.A.	N.A.	N.A.	N.A.	N.A.
5 Years	N.A.	N.A.	N.A.	N.A.	N.A.	N.A.
Since Inception	26.96%	22.48%	17.73%	16,453	15,265	14,057
quant BFSI Fund						
Period	Scheme Return (%)	Benchmark Return (%)	NIFTY Return (%)	Value of ₹ 10,000 invested		
	Scheme	Benchmark	NIFTY	Scheme	Benchmark	NIFTY
1 Year	2.98%	17.09%	7.54%	10,298	11,709	10,754
3 Years	N.A.	N.A.	N.A.	N.A.	N.A.	N.A.
5 Years	N.A.	N.A.	N.A.	N.A.	N.A.	N.A.
Since Inception	31.71%	18.87%	17.59%	17,486	14,201	13,891
quant Healthcare Fund						
Period	Scheme Return (%)	Benchmark Return (%)	NIFTY Return (%)	Value of ₹ 10,000 invested		
	Scheme	Benchmark	NIFTY	Scheme	Benchmark	NIFTY
1 Year	7.47%	15.77%	7.54%	10,747	11,577	10,754
3 Years	N.A.	N.A.	N.A.	N.A.	N.A.	N.A.
5 Years	N.A.	N.A.	N.A.	N.A.	N.A.	N.A.
Since Inception	26.23%	27.42%	15.50%	15,768	16,060	13,254
quant Manufacturing Fund						
Period	Scheme Return (%)	Benchmark Return (%)	NIFTY Return (%)	Value of ₹ 10,000 invested		
	Scheme	Benchmark	NIFTY	Scheme	Benchmark	NIFTY
1 Year	-7.89%	0.16%	7.54%	9,211	10,016	10,754
3 Years	N.A.	N.A.	N.A.	N.A.	N.A.	N.A.
5 Years	N.A.	N.A.	N.A.	N.A.	N.A.	N.A.
Since Inception	24.18%	25.54%	16.92%	15,019	15,330	13,412
quant Teck Fund						
Period	Scheme Return (%)	Benchmark Return (%)	NIFTY Return (%)	Value of ₹ 10,000 invested		
	Scheme	Benchmark	NIFTY	Scheme	Benchmark	NIFTY
1 Year	-0.81%	9.96%	7.54%	9,919	10,996	10,754
3 Years	N.A.	N.A.	N.A.	N.A.	N.A.	N.A.
5 Years	N.A.	N.A.	N.A.	N.A.	N.A.	N.A.
Since Inception	15.46%	12.74%	15.82%	12,956	12,411	13,029
quant Momentum Fund						
Period	Scheme Return (%)	Benchmark Return (%)	NIFTY Return (%)	Value of ₹ 10,000 invested		
	Scheme	Benchmark	NIFTY	Scheme	Benchmark	NIFTY
1 Year	-4.72%	5.68%	7.54%	9,528	10,568	10,754
3 Years	N.A.	N.A.	N.A.	N.A.	N.A.	N.A.
5 Years	N.A.	N.A.	N.A.	N.A.	N.A.	N.A.
Since Inception	26.74%	21.26%	18.85%	14,645	13,640	13,206
quant Commodities Fund						
Period	Scheme Return (%)	Benchmark Return (%)	NIFTY Return (%)	Value of ₹ 10,000 invested		
	Scheme	Benchmark	NIFTY	Scheme	Benchmark	NIFTY
1 Year	2.93%	-2.58%	7.54%	10,293	9,742	10,754
3 Years	N.A.	N.A.	N.A.	N.A.	N.A.	N.A.
5 Years	N.A.	N.A.	N.A.	N.A.	N.A.	N.A.
Since Inception	22.21%	11.88%	12.91%	13,534	11,845	12,010
quant Consumption Fund						
Period	Scheme Return (%)	Benchmark Return (%)	NIFTY Return (%)	Value of ₹ 10,000 invested		
	Scheme	Benchmark	NIFTY	Scheme	Benchmark	NIFTY
1 Year	-6.69%	7.38%	7.54%	9,331	10,738	10,754
3 Years	N.A.	N.A.	N.A.	N.A.	N.A.	N.A.
5 Years	N.A.	N.A.	N.A.	N.A.	N.A.	N.A.
Since Inception	1.74%	17.09%	14.35%	10,251	12,535	12,117
quant PSU Fund						
Period	Scheme Return (%)	Benchmark Return (%)	NIFTY Return (%)	Value of ₹ 10,000 invested		
	Scheme	Benchmark	NIFTY	Scheme	Benchmark	NIFTY
1 Year	-8.23%	-3.65%	7.54%	9,177	9,635	10,754
3 Years	N.A.	N.A.	N.A.	N.A.	N.A.	N.A.
5 Years	N.A.	N.A.	N.A.	N.A.	N.A.	N.A.
Since Inception	4.01%	6.59%	12.23%	10,548	10,905	11,696

quant MF debt schemes performance, across time horizons, in INR terms

Period	quant Liquid Fund			
	Scheme Return (%)	Benchmark Return (%)	Value of ₹ 10,000 invested	
			Scheme	Benchmark
7 Days	5.57%	4.78%	10,557	10,478
15 Days	5.51%	4.90%	10,551	10,490
1 Month	6.13%	5.98%	10,613	10,598
3 Months	6.31%	6.49%	10,631	10,649
6 Months	6.74%	6.85%	10,674	10,685
1 Year	6.96%	7.11%	10,696	10,711
3 Years	6.66%	6.97%	12,135	12,239
5 Years	5.63%	5.60%	13,151	13,132
Since Inception	7.45%	6.80%	41,292	36,652

Period	quant Overnight Fund			
	Scheme Return (%)	Benchmark Return (%)	Value of ₹ 10,000 invested	
			Scheme	Benchmark
7 Days	5.11%	4.58%	10,511	10,458
15 Days	4.99%	4.52%	10,499	10,452
1 Month	5.21%	5.26%	10,521	10,526
3 Months	5.44%	5.66%	10,544	10,566
6 Months	5.80%	6.03%	10,580	10,603
1 Year	6.32%	6.44%	10,632	10,644
3 Years	N.A.	N.A.	N.A.	N.A.
5 Years	N.A.	N.A.	N.A.	N.A.
Since Inception	6.71%	6.63%	11,818	11,793

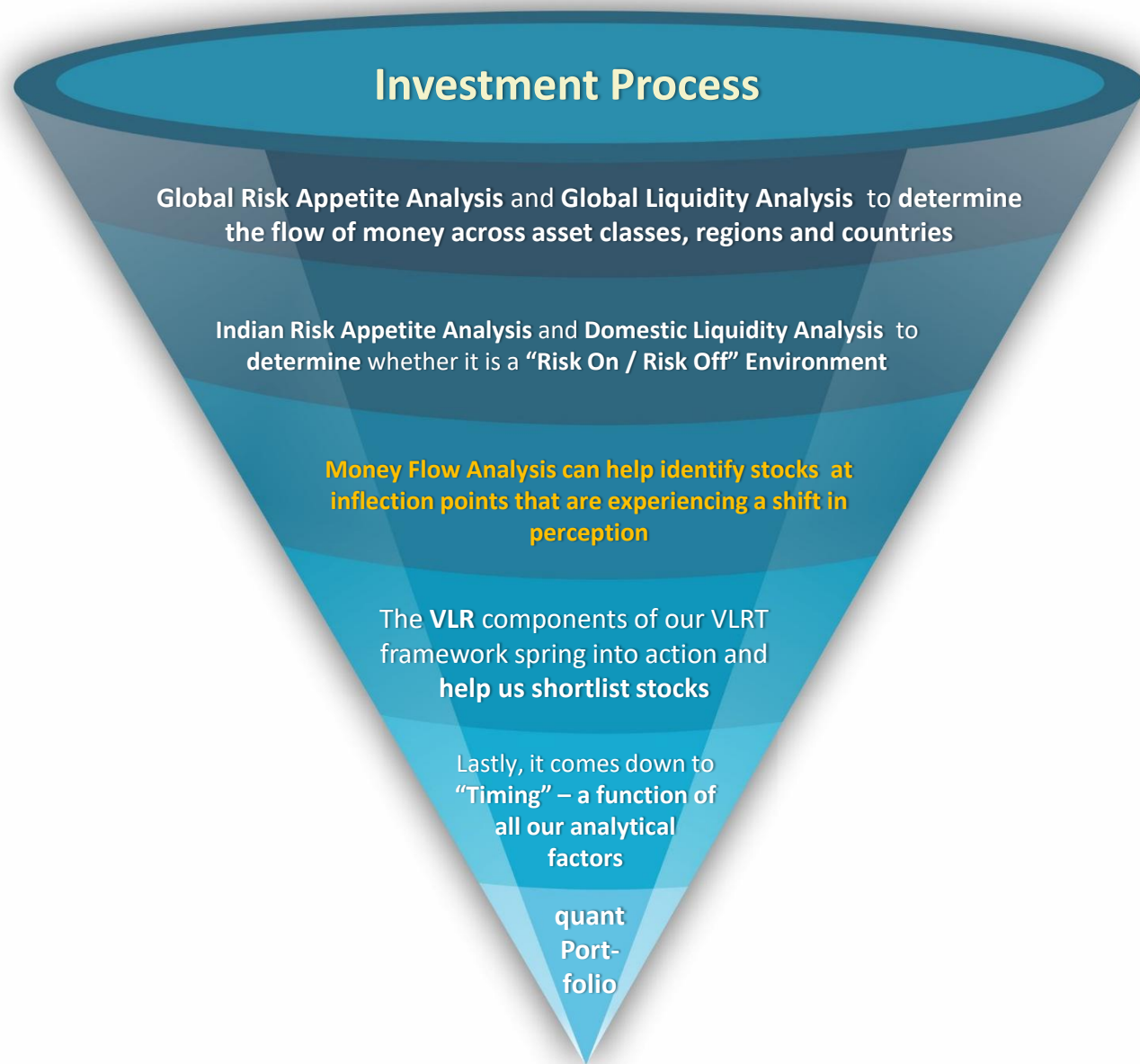
Period	quant Gilt Fund			
	Scheme Return (%)	Benchmark Return (%)	Value of ₹ 10,000 invested	
			Scheme	Benchmark
6 Months	7.17%	10.18%	10,717	11,018
1 Year	7.47%	10.06%	10,747	11,006
3 Years	N.A.	N.A.	N.A.	N.A.
5 Years	N.A.	N.A.	N.A.	N.A.
Since Inception	6.95%	9.00%	11,848	12,429

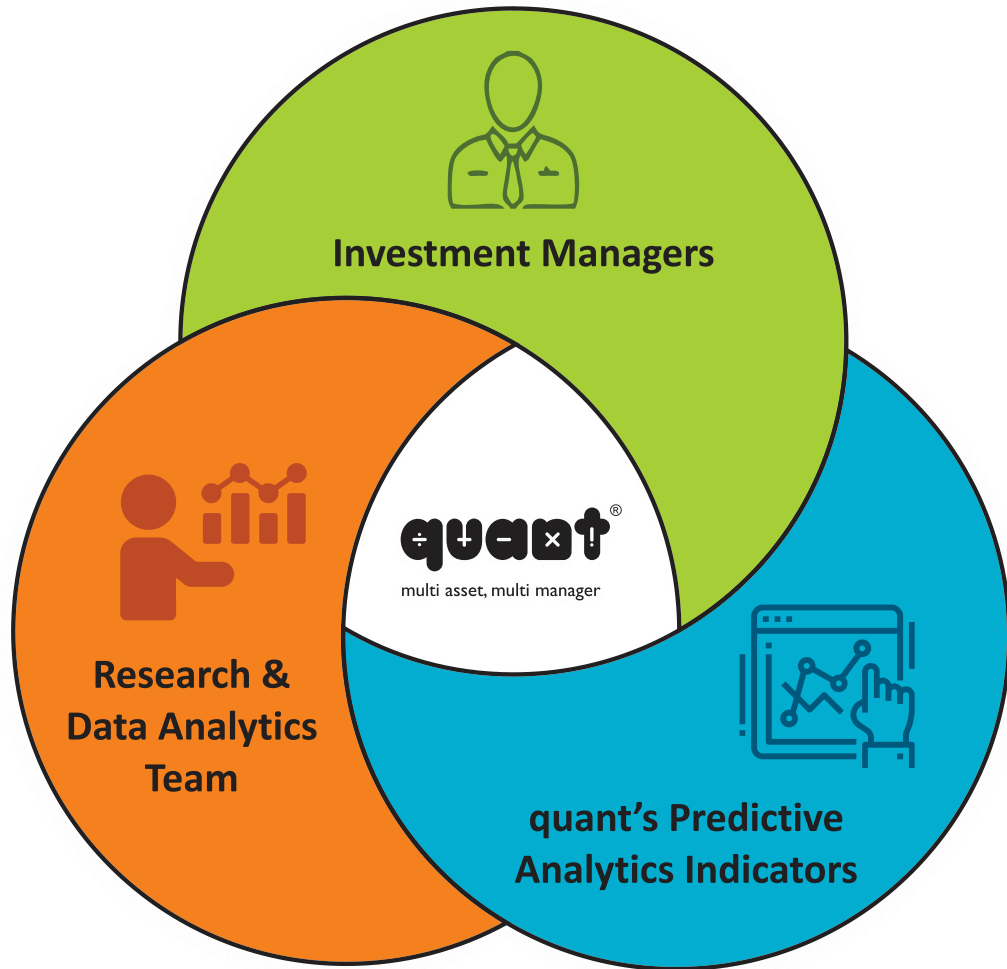


quant pursues global research with a focus on financial markets and the real economy which includes the real economy and leveraged economy. We place a large emphasis on the role of participants' behavior. This idea has evolved into a multi-dimensional research perspective which is now formulated in our VLRT framework.

In a dynamic world, it is not just a choice but a necessity to adopt a multi-dimensional approach

The world is becoming non-linear and parabolic and to stay relevant, money managers must think with an unconstrained mind, actively update their methods and earnestly search for absolute returns, considering all markets and asset classes



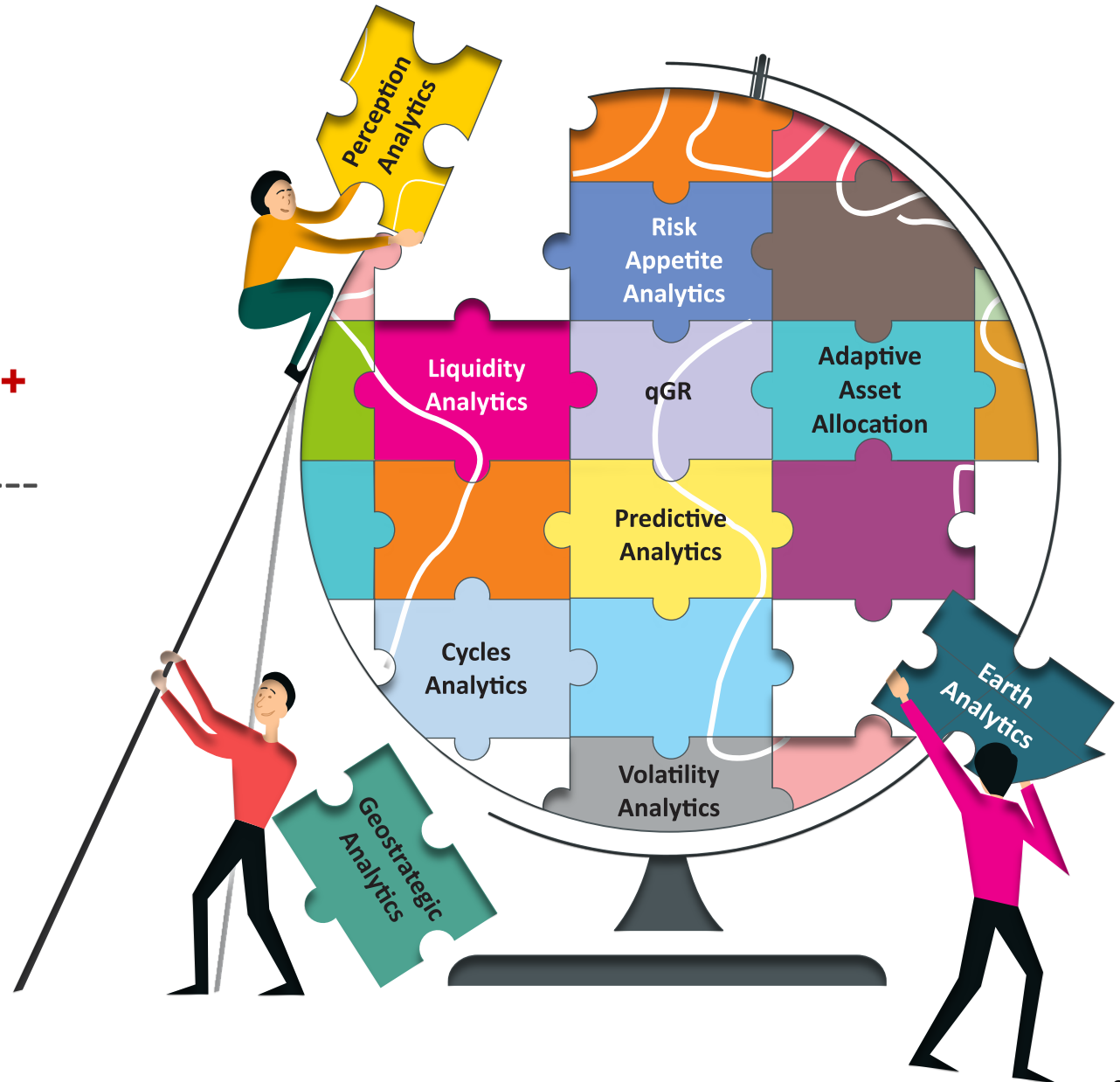


“Analysis Adds Up”

We believe safeguarding investor wealth is paramount. Apart from reducing risk by investing **across asset classes**, we take diversification to another dimension by ensuring every investment decision comes from a focused discussion between **investment managers, research analysts and analytics team – each with diverse sets of capabilities and experiences**

MuM*
Rs. 99,000 Crores⁺

Folios*
96 Lacs⁺



**Sandeep Tandon | Founder & Chief Investment Officer**

Sandeep is the Founder & Chief Investment Officer of the quant Money Managers, which has grown to an AUM of over INR 80,000cr from under INR 200cr in just four years. Sandeep has built the mutual funds business from grounds up, honing a culture of excellence and innovation. His entrepreneurship skills have stood up a mutual fund, which has captured the imagination of the modern investor base, and reached out to the length and breadth of vividh Bharat, now totaling over 8 million folios. He has channeled his vast experiences, interests and novel thinking into building the predictive analytics framework and the dynamic VLRT investment framework of the quant group. It is these frameworks coupled with his deep understanding of various asset classes at a global level, including, credit, commodities, equities and now digital currencies that enables Sandeep in definitive identification of market inflexion points and arriving at conclusive micro and macro calls.

Sandeep's credentials as a global macro strategist are well established. As a behavioral house, quant engages multiple proprietary indicators and believes in study of cycles to find inflexion points, using predictive analytics. Sandeep has a strong belief in quant Group's role as a knowledge partner in creating awareness about latest developments in investment philosophy and ideas, such as behavioral research. It is for this reason that he believes investor education is of utmost importance and the group, under his leadership, has undertaken many initiatives in this regard. Based on this belief Sandeep authored a book titled 'Being Relevant' which was published in May 2019. This book builds on research covering decades, even centuries of data points, distilled through quant's VLRT framework and predictive analytics indicators. The book further outlines the potential trajectory for the world in the coming decades that can help money managers and investors prepare for volatile times, which will upend the conventional analytical methods and beliefs of the past decades.

Sandeep has vast experience of over 30 years in the capital markets. His journey in the money management business started in FY 1992-93 with GIC mutual fund (a JV partner with George Soros in India) where he was a trainee. He later joined IDBI Asset Management, where he was a founding member and was part of the core team that initialized the asset management business. He played a key role in devising, conceptualizing and marketing one of India's most successful mutual fund schemes: IDBI I-NITS 95. Furthermore, Sandeep worked in pivotal positions at several reputed financial services firms including ICICI Securities (a JV partner with J P Morgan in India), Kotak Securities (a JV partner with Goldman Sachs in India) and REFCO (erstwhile global derivatives firm). He has also worked at the Economic Times Research Bureau (a research wing of Bennett, Coleman and Company Limited).

**Ankit Pande, CFA | Money Manager**

Ankit has an experience of over 12 years in Indian equities and over 3 years in software products. He started his career in core banking software with Infosys' Finacle, nurturing the product with large banking clients in APAC and small and mid-sized banks in India. He then moved in to equity research, along the way picking up the (U.S. based) CFA charter and a masters in business administration from The Chinese University of Hong Kong in 2017, being placed on the school's Dean List. He won the Thomson Reuters StarMine Award for best stock picker in the IT sector in 2014 and is a lifetime member of the Beta Gamma Sigma academic honour society. Over 2015-2019, Ankit ventured into seed stage fund raising, equity sales & relationship management in APAC. In his spare time, Ankit likes to read books on business cycle theory, macroeconomics & geopolitics.

**Sanjeev Sharma | Money Manager**

Sanjeev brings along a rich and diverse experience in the Capital Markets of over 18 years to his role of a Money Manager. He has obtained an M.Com, PG Diploma in Business Administration (Finance) and Certified Treasury Manager (Forex & Risk Management). He has been associated with various schemes of quant mutual fund since 2005. Sanjeev specializes in analysis of credit risk and is responsible for monitoring and assessing investment opportunities across asset classes. He has a deep understanding of macroeconomic policies and its impact on the credit markets. Over the years, Sanjeev has built formidable relationships with key treasurers in the industry. In his spare time, Sanjeev enjoys reading, listening to music and traveling.

**Harshvardhan Bharatia | Money Manager**

Harshvardhan brings valuable experience in trading global fixed income products, including Secured Overnight Financing Rates (SOFR), Federal Funds Rates (FFR), and Treasury Bonds, from his time at Axxela Research and Analytics. Holding a degree in finance, he leverages various analytical tools to mitigate portfolio risks while maximizing returns. With over a year of experience in the quant MF investment team, Harshvardhan has honed his expertise in credit risk evaluation and interest rate management, skills he uses to strategically position the portfolio for optimal performance. He has completed CFA Level – 1 and holds a degree of Bcom (Honours) in Finance.



**CA. Varun Pattani | Money Manager**

Varun is a Chartered Accountant and after working briefly at an investment advisory firm, joined quant Mutual Fund in May'21 as an Investment Analyst. With a strong commitment to a sector-agnostic learning approach, he is deeply passionate about identifying investment opportunities and his analytical acumen and forward thinking approach has consistently delivered results. Over the past five years, Varun has cultivated a comprehensive and multi-dimensional expertise in active fund management. His skill set includes macroeconomic research, sector and stock analysis, money flow assessments, primary market deal evaluations, and decoding medium to long-term market cycles using historical and macroeconomic data.

**Ayusha Kumbhat | Money Manager**

Ayusha has been working at quant Mutual Fund as a Research Analyst for the past 15 months, specializing in investment research, economics and strategy. Her strong analytical foundation and quantitative expertise have significantly contributed to the fund's in-depth economic and strategic investment analysis. She has also led engagement initiatives with portfolio companies to inform investment decisions and has effectively utilized data and AI to enhance processes. Ayusha has completed all levels of the CFA examination and holds a BSc (Hons) in Economics from the University of Warwick, along with an MSc in Behavioural & Experimental Economics from the University of East Anglia.

Category of Scheme	Hybrid - Equity Savings
NFO Period	New Fund Offer Opens on: July 07, 2025 New Fund Offer Closes on: July 21, 2025
Allotment & Subscriptions	Allotment date: July 24, 2025 Open for subscriptions: July 25, 2025
Investment Objective	The investment objective of the Scheme is to generate regular income by predominantly investing in arbitrage opportunities in the cash and derivatives segments of the equity markets and debt and money market instruments and to generate long-term capital appreciation through unhedged exposure to equity and equity related instruments. There is no assurance that the investment objective of the scheme will be achieved.
Benchmark Index	NIFTY Equity Savings TRI
Investment Type	An open ended scheme investing in equity, arbitrage and debt
Plans Available	quant Equity Savings Fund – Growth Option – Direct & Regular quant Equity Savings Fund – Income Distribution cum Capital Withdrawal Option (Payout & Re-investment facility) – Direct & Regular
Entry Load	Nil
Exit Load	1 % if redeemed/switched out on or before completion of 15 days from the date of allotment of units.
Fund Managers	Mr. Ankit Pande Mr. Sanjeev Sharma Mr. Harshvardhan Bharatia Mr. Varun Pattani Ms. Ayusha Kumbhat
Minimum Application	Purchase: Rs.5,000/- plus in multiple of Re.1 thereafter
Amount during the NFO and onwards	Additional Purchase: Rs. 1,000/- and in multiples of Rs. 1/- thereafter Repurchase: Rs. 1,000/-
Systematic Investment Plan (SIP)	Rs. 1000/- and multiple of Re. 1/-
Switches	Switch-in requests from equity schemes and other schemes will be accepted up to July 21, 2025 till the cut-off time applicable for switches.
Bank Details	Account Name: QUANT EQUITY SAVINGS FUND Account Number: 57500001810276 IFSC Code: HDFC0000060, Branch: HDFC, Fort, Mumbai 400001
RTGS and Transfer	Till the end of business hours on: July 21, 2025
MICR	Till the end of business hours on: July 21, 2025

<p>This product is suitable for investors who are seeking*:</p>	<p>Scheme Riskometer</p>	<p>Benchmark Riskometer</p>
<ul style="list-style-type: none"> To generate income by investing in arbitrage opportunities in the cash and derivatives segment of the equity market, fixed income securities and capital appreciation through an exposure to equity and equity related instruments. Regular income & Capital appreciation 	 <p>The risk of the scheme is moderate risk</p> <p>Investors understand that their principal will be at Moderate risk.</p>	 <p>The risk of the benchmark is moderately high risk</p> <p>Investors understand that their principal will be at Moderately High risk.</p> <p>As per AMFI Tier I Benchmark – NIFTY Equity Savings TRI</p>
<p>*Investors should consult their financial advisors if in doubt about whether the product is suitable for them. The above product labelling assigned during the New Fund Offer (NFO) is based on internal assessment of the scheme characteristics or model portfolio and the same may vary post NFO when the actual investments are made</p>		

LINKS		
<p>Scheme Information Document</p> <p>Click here</p>	<p>NFO Application Form</p> <p>Click here</p>	<p>quant Mutual Fund Website</p> <p>Click here</p>

ALSO AVAILABLE ON			
			

Disclaimer: All figures and data given in the document are dated unless stated otherwise. In the preparation of the material contained in this document, the AMC has used information that is publicly available, including information developed in-house. Some of the material used in the document may have been obtained from members/persons other than the AMC and/or its affiliates and which may have been made available to the AMC and/or to its affiliates. Information gathered and material used in this document is believed to be from reliable sources. The AMC however does not warrant the accuracy, reasonableness and / or completeness of any information. We have included statements / opinions / recommendations in this document, which contain words, or phrases such as “will”, “expect”, “should”, “believe” and similar expressions or variations of such expressions, that are “forward looking statements”. Actual results may differ materially from those suggested by the forward looking statements due to risk or uncertainties associated with our expectations with respect to, but not limited to, exposure to market risks, general economic and political conditions in India and other countries globally, which have an impact on our services and / or investments, the monetary and interest policies of India, inflation, deflation, unanticipated turbulence in interest rates, foreign exchange rates, equity prices or other rates or prices etc. The AMC (including its affiliates), the Mutual Fund, the trust and any of its officers, directors, personnel and employees, shall not liable for any loss, damage of any nature, including but not limited to direct, indirect, punitive, special, exemplary, consequential, as also any loss of profit in any way arising from the use of this material in any manner. The recipient alone shall be fully responsible/are liable for any decision taken on this material. Investors are advised to consult their own legal, tax and financial advisors to determine possible tax, legal and other financial implication or consequence of subscribing to the units of quant Mutual Fund. quant Money Managers Ltd. has no duty or obligation to update the information contained herein. Past performance may or may not be sustained in the future. This presentation, including the information contained herein, may not be copied, reproduced, republished, or posted in whole or in part, in any form without the prior written consent of quant Money Managers Ltd.

The views expressed herein are as of March 12, 2025*. This presentation has been prepared and issued on the basis of internal data, publicly available information and other sources believed to be reliable. The information contained in this document is for general purposes only and not a complete disclosure of every material fact and terms and conditions. The information / data herein alone is not sufficient and shouldn't be used for the development or implementation of an investment strategy. It should not be construed as investment advice to any party. All opinions, figures, charts/graphs, estimates and data included in this presentation are as on date and are subject to change without notice. Readers shall be fully responsible / liable for any decision taken on the basis of this presentation. Investments in Securities are subject to market and other risks and there is no assurance or guarantee that the objectives of any of the Schemes will be achieved. The scheme may not be suited to all categories of investors. Recipient shall understand that the aforementioned statements cannot disclose all the risks and characteristics. The recipient is requested to take into consideration all the risk factors including their financial condition, suitability to risk return, etc. and take professional advice before investing.



quant Money Managers Limited

Corporate Office: 6th Floor, Sea Breeze Building, Appasaheb Marathe Marg, Prabhadevi, Mumbai - 400 025.

Tel: +91 22 6295 5000 | Whatsapp: +91 9920 21 22 23 | E-mail: help.investor@quant.in | help.distributor@quant.in | www.quantmutual.com