



multi asset, multi manager



# LARGE CAP FUND

(An open ended equity scheme predominantly investing in large cap stocks)

**Sailing through market cycles**

## Invest in our philosophy active | absolute | unconstrained

### PLANS AND OPTIONS:

**Regular / Direct:** Growth and IDCW  
(Payout and Re-investment)

### LUMPSUM

Rs. 5,000/-

### SUBSEQUENT INVESTMENT

Rs. 1,000/-

### MINIMUM INVESTMENT:

### SYSTEMATIC INVESTMENT PLAN (SIP)

**Weekly:** Rs. 1,000/- (Wednesday)

**Fortnightly:** Rs. 1,000/- (alternate Wednesday)

**Monthly:** Rs. 1,000/-

**Quarterly:** Rs. 3,000/-

and in multiples of Re. 1/- thereafter

### LOAD STRUCTURE:

**Entry:** Nil | **Exit:** 1% for 15 days

### BENCHMARK INDEX:

NIFTY 100 TRI

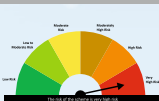
### FUND MANAGERS:

Sandeep Tandon, Ankit Pande, Lokesh Garg,  
Varun Pattani, Ayusha Kumbhat, Yug Tibrewal,  
Sameer Kate, Sanjeev Sharma

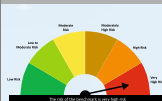
**This Product is suitable for  
investors who are seeking\***

- Capital appreciation over long term
- Investment in equity and equity related instruments as well as debt and money market instruments while managing risk through active asset allocation

### Scheme Riskometer



### Benchmark Riskometer



**Disclaimer:** This brochure is for general reading purpose only and is not meant to serve as a professional guide. This document has been prepared on the basis of publicly available information, internally developed data and other sources believed to be reliable. The Sponsor, the Investment Manager, the Trustee or any of their respective directors, employees, affiliates or representatives ("entities & their affiliates") do not assume any responsibility for, or warrant the authenticity, accuracy, completeness, adequacy and reliability of such information. Whilst no action has been solicited based upon the information provided herein; due care has been taken to ensure that the facts are accurate and opinions given are fair and reasonable. This information is not intended to be an offer or solicitation for the purchase or sale of any financial product or instrument. Recipients of this information are advised to rely on their own analysis, interpretations & investigations. Readers are also advised to seek independent professional advice order to arrive at an informed investment decision. Entities & their affiliates shall not be liable for any direct, indirect, special, incidental, consequential, punitive or exemplary damages, including loss of profits, arising in any way from the information contained in this material. Entities & their affiliates including persons involved in the preparation or issuance of this material may from time to time have long or short positions in and buy or sell the securities there of, of company (ies)/ specific economic sectors mentioned herein. quant Money Managers Ltd. has no duty or obligation to update the information contained herein. Past performance may or may not be sustained in the future. This brochure, including the information contained herein, may not be copied, reproduced, republished, or posted in whole or in part, in any form without the prior written consent of quant Money Managers Ltd.

\*Investors should consult their financial advisers if in doubt about whether the product is suitable for them



## Investment Approach



Generate alpha by identifying sectors and securities at their inflection points, **early identification of potential outperformers**, and **construct a dynamic portfolio**.



**Invest minimum 80% in large caps and 20% from the Nifty 500 universe** in a dynamic manner to generate alpha.



**Ability to generate extra alpha by writing call options** (max 20% of portfolio value) and hedge portfolio on inflection points to **combat market volatility effectively**.



“Predictive Analytics” helps in **creating a balanced portfolio and achieve outperformance** even in rapidly changing macro environment.

## Reasons to Buy



**Lower volatility and downside protection.**



Businesses having **superior core competencies and distinctive advantages** that keep them ahead of the curve.



**Highly liquid securities**, thus enabling investments at **low impact costs**.



**Proven track record and large contributors to India's past & future growth.**

## VLRT Framework| Adaptive Money Management

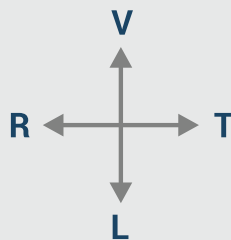
*Being Relevant with 'predictive analytics'*

### VALUATION ANALYTICS

Knowing the difference between price and value.

### RISK APPETITE ANALYTICS

Perceiving what drives market participants to certain actions and reactions.



### TIMING

Being in sync with the waves of value and behaviour

### LIQUIDITY ANALYTICS

Understanding the flow of money across asset classes.

The core engine that drives us and sets us apart is a **robust and differentiated investment framework that enables us to see beyond the horizon and stay relevant**. Our unique analytical framework for enabling 'predictive analytics' encompasses all available asset classes and sectors, formulating a multi-dimensional research perspective.

#### Why multi-dimensional?

The markets are a complex, dynamic system. There is no one formula or strategy or perspective that can consistently outperform. **A diverse set of variables and participants are continuously interacting with each other in myriad ways.**

In the face of this uncertainty and complexity, instead of limiting ourselves to any one school of thought **we have found consistent success by studying markets along four dimensions: Valuation, Liquidity, Risk Appetite, and Time [VLRT].**

## Top 10 Holdings

Stocks	% of Net Assets
Adani Enterprises Limited	8.44
State Bank of India	7.69
Larsen & Toubro Limited	6.88
Reliance Industries Limited	6.56
Capri Global Capital Limited	6.38
Bajaj Auto Limited	4.53
Adani Green Energy Limited	3.99
Sun Pharmaceutical Industries Limited	3.53
DLF Limited	3.27
Jio Financial Services Limited	3.17
<b>Total of Top 10 Holdings</b>	<b>54.43</b>

## Top 10 Sectors

Sectors	% Weightage
Finance	10.55
Metals & Minerals Trading	8.44
Banks	8.43
Power	7.52
Construction	6.88
Petroleum Products	6.56
Realty	5.21
Pharmaceuticals & Biotechnology	4.85
Automobiles	4.53
Insurance	3.60

(Data as on October 31, 2025)

**quant Mutual Fund** | 6th floor, sea breeze building, appasaheb marathe marg, prabhadevi, mumbai - 400 025.  
tel: +91 22 6295 5000 | whatsapp message: +91 99 20 21 22 23 | help.investor@quant.in | help.distributor@quant.in

**Mutual funds are subject to market risk, please read all scheme related documents carefully.**